

KPS Student Behaviour Procedures

Recognising appropriate behaviours in the classroom



Teachers hand out "Crown" rewards for demonstrating safe, respectful, learning behaviours. This leads to progression through the **positive reward system**:

- 5 crown = Bronze crown: in class presentation and recognised in the stage assembly
- 5 Bronze crown = Silver crown: presented in the stage assembly; parents invited up to stage assembly to observe student receiving award; achievement to be noted in newsletter.
- 2 Silver crown = Gold crown: presented at stage assembly; parents invited up to stage assembly to observe student receiving award; achievement to be noted in newsletter; students eligible for "special event" session.
 - 2 Gold crowns = Principal's Award: presented at stage assembly; parents invited up to stage assembly to observe student receiving award; achievement to be noted in newsletter; morning tea with the principal.



Other classroom strategies may include:

Praise, encouragement, awards, stickers, table points, sharing work with others

Teachers record silver, gold and Principal's awards in student behaviour database.








Dealing with inappropriate behaviour in the classroom

Minor behaviours - *Prompt, redirect, reteach, remind of choice, consequence*

Continual minor behaviours - classroom consequence system:

1. 1st warning - verbal reminder
 2. 2nd warning - name on board
 3. 3rd warning - cross on board
 4. Go to in-class time out area
 5. Time out in buddy room
 6. Red card record and time out with stage leader.
- **One full red card** – teacher discusses with stage leader and then phones parents.
 - **Two full red cards** - teacher discusses with stage leader, phones & informs parents and student of loss of privileges for excursions/incursions, rewards days and 1 more red card will require consideration of inschool suspension; behaviour plan developed by teacher, stage leader and parents.
 - **Three red cards** – in-school suspension considered; referral to LST.

Stage executive record full red cards in student behaviour database.

1	Break class rule (minor behaviour)	→	1 st Warning	 
2	2 nd Warning (minor behaviour)	→	Name on the board	Make a good choice 
3	3 rd Warning (minor behaviour)	→	Name and X on the board	Think 
4	Time out (minor behaviour)	→	Name and XX on the board	Think 
5	If minor behaviour continues	→	Time Out/Reflection	Set a goal 
6	If minor behaviour continues	→	Red card entry	Rethink your goal 
If major or dangerous behaviour occurs		→	Executive Principal or Deputy Principal	

Recognising appropriate behaviours in the playground



Teachers hand out "Crown" rewards for demonstrating continuous levels of safe, respectful, learning behaviours on the playground. This leads to progression through the **positive reward system**.

Examples of behaviour that deserves a crown:

- Sharing the space & equipment
- Caring for the environment
- Being inclusive
- Helping others
- Being a team player

Other playground strategies may include: Praise, encouragement, stickers

Teacher records silver, gold and Principal's awards in student behaviour database.

Dealing with inappropriate behaviour in the playground

Minor behaviours - *Prompt, redirect, reteach, remind of choice, consequence*

Consequences for minor behaviour:

- Informal discussion with student
- Reminder of rules
- Time Out on the designated playground area
- Shadow walk with teacher

Consequences for major behaviours:

- Teacher records reflection on slip for next lunch play time, student informed of consequence.
- Behaviour involving serious risk or violence will be dealt with by principal and may incur suspension.

Two overlapping forms titled "Time Out off playground". The forms include fields for Name, Class, Date, and Teacher. They also have checkboxes for various playground areas: Recess, Grass, 1st Lunch, Asphalt 1, 2nd Lunch, Asphalt 2, and Toilets. A section for "Time out slip for staffroom" lists various infractions with red 'X' marks, such as "Not following teacher instructions", "Going out of bounds including playing in toilets or buildings", "Verbal teasing or swearing", "Physical violence", "Damage to property or mobile phone", and "Non-compliance with school rules e.g. use of mobile phone". A "Comment" field is also present at the bottom of each form.

After **2 reflections** in one term the student's parents are phoned by executive to inform them that student has 2 detentions and after 5 detentions will be excluded from next excursion, incursion or camp; teacher requests parents speak to child.

At **4 reflections** a playground behaviour plan is developed and student and parents informed.

At **5 reflections** the student is excluded from above and the playground behaviour plan is reviewed and possibly extended in consultation with counsellor.

Executive on detention duty records detentions in student behaviour database.