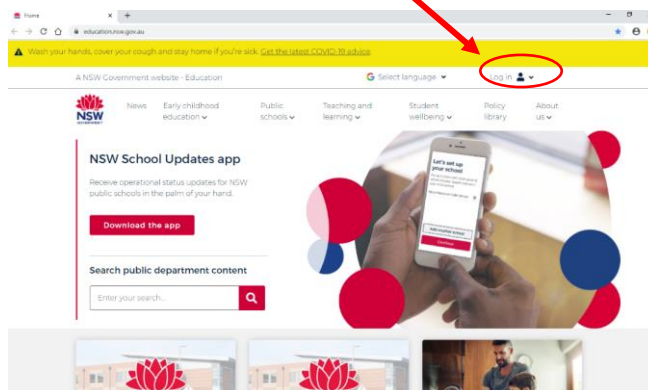




Student Guide: How to Access the Student Portal & Google Classroom

1. In your internet browser, type in: <https://education.nsw.gov.au/>
2. Select 'log-in' and click on 'student portal'



3. Type in your Department of Education credentials (what you use to log into the laptops at school).

Login with your DoE account

User ID

Example: jane.citizen1

Password

Log in

[Forgot your password?](#)

4. Select 'I agree'.

Conditions of Use

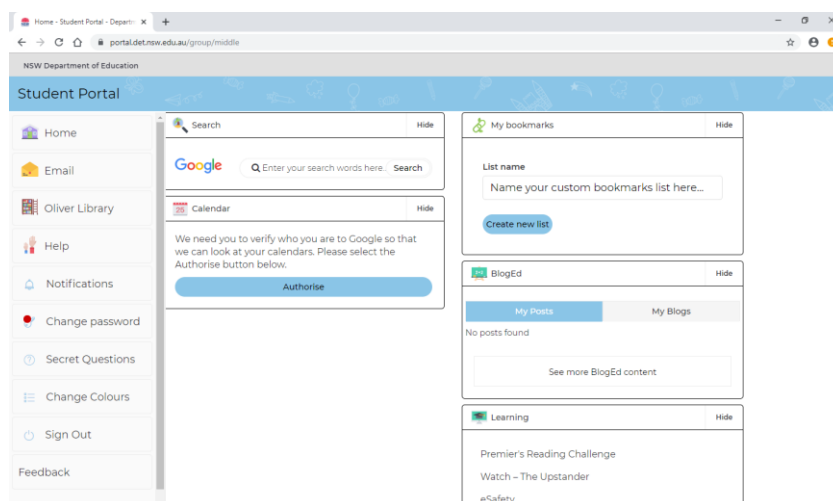
When going online I agree to follow these rules.

- **No** to looking for, reading, sending or linking to anything rude, scary or unkind
- **Go** to a responsible adult if I see anything rude, scary or unkind
- **Tell** a responsible adult about anything I receive, send or read that makes me feel uncomfortable

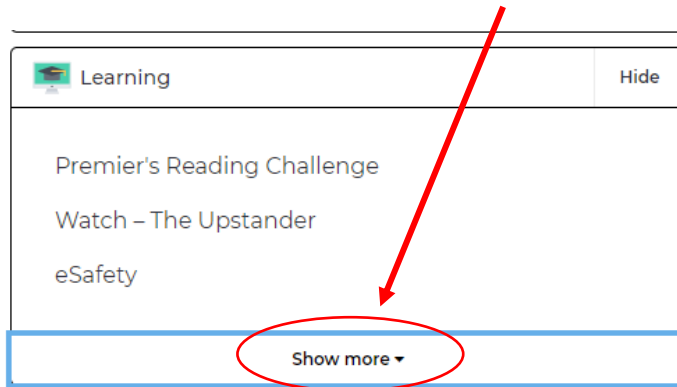
I Agree

I Disagree

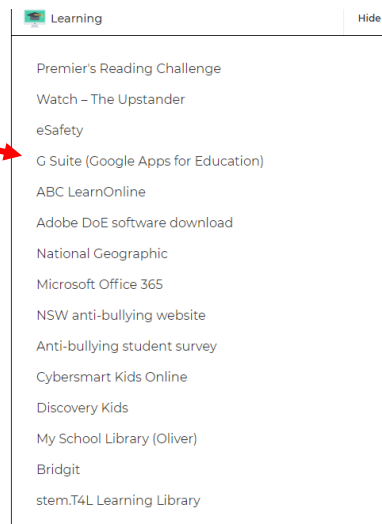
5. This is the student portal home page:



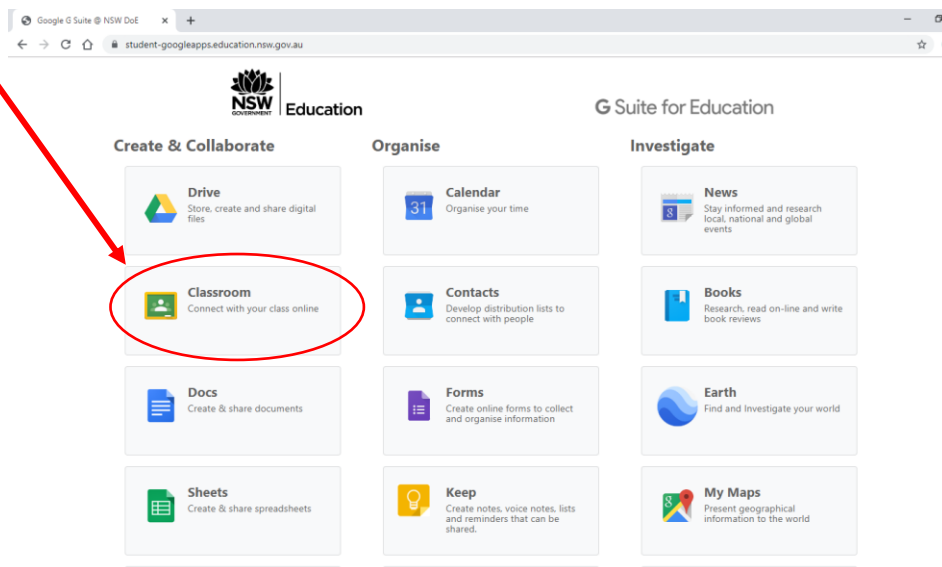
6. Select 'show more' in the Learning section:



7. Select 'G Suite (Google Apps for Education)'.



8. Select 'Classroom'



9. Select your class and browse through to locate your classwork.

